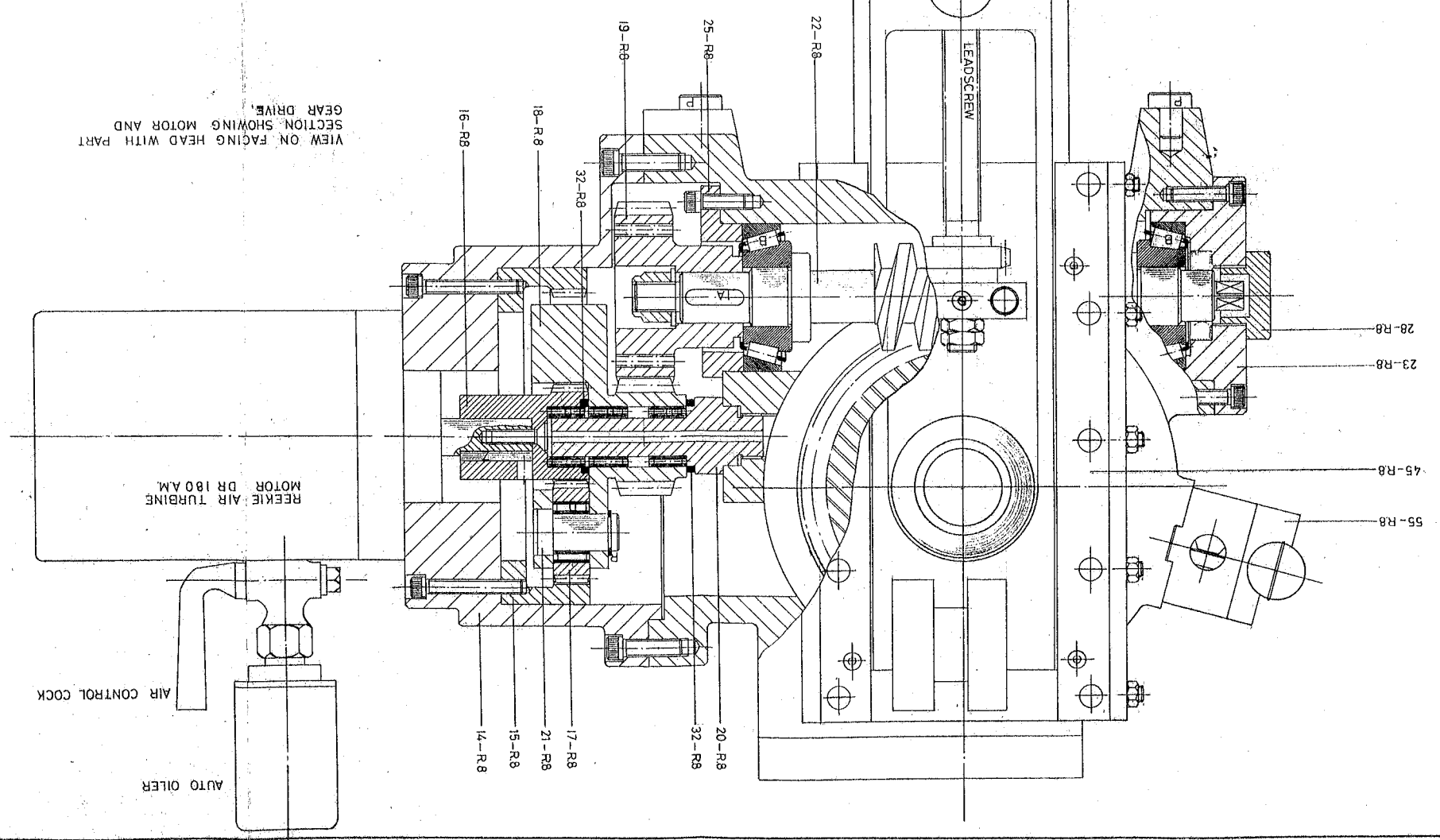


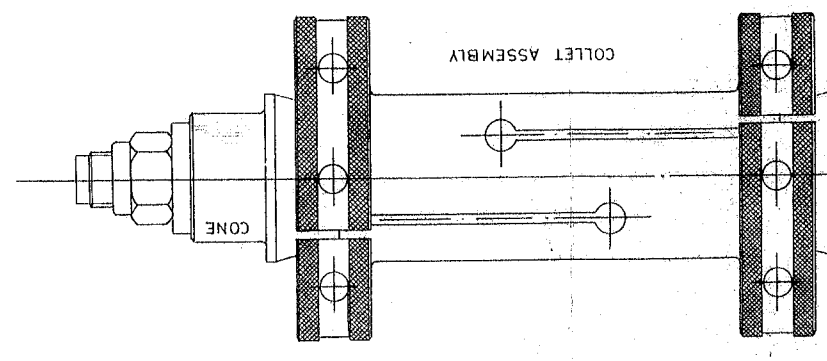
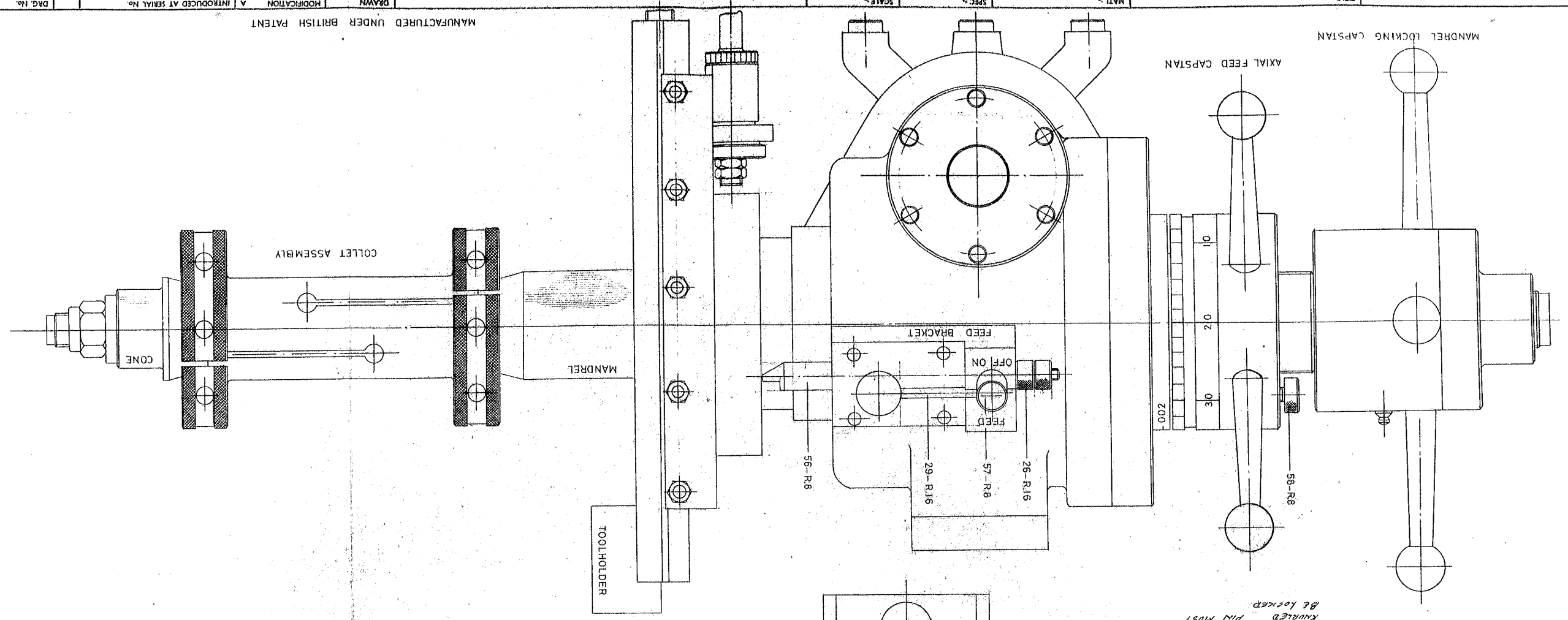
MACHINE SPECIFICATIONS

- AIR MOTOR SPEED 5300 RPM
- FACING HEAD SPEED 30 RPM
- GEAR REDUCTION
- DIRECTION OF ROTATION OF MOTOR LOOKING ON SPINDLE COUNTERWISE
- MINIMUM BORE GRIPPING DIAMETER  $3\frac{1}{16}$  DIAMETER
- MAXIMUM BORE GRIPPING DIAMETER  $7\frac{3}{4}$  DIAMETER
- MACHINE AXIAL TRAVEL - MANUAL 1
- RADIAL TRAVEL FACING HEAD  $3\frac{1}{2}$
- AUTO RADIAL FEEDS ZERO TO .015
- APPROXIMATE MACHINE WEIGHT 175 LBS

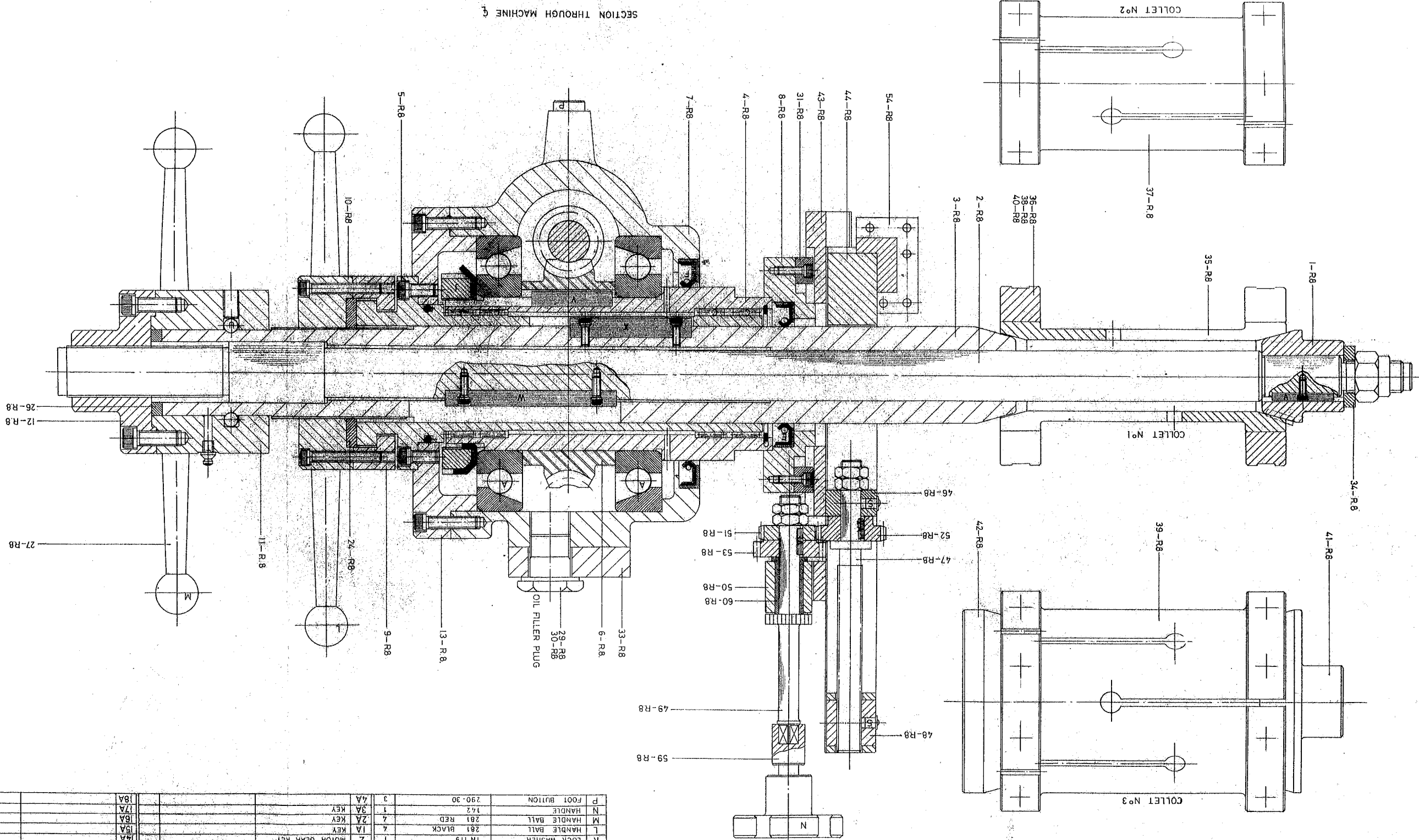


VIEW ON FACING HEAD WITH PART SECTION SHOWING MOTOR AND GEAR DRIVE.

NOTE FOR FACING OPERATIONS  
KNUBBED PIN MUST  
BE LOCKED



MANUFACTURED UNDER BRITISH PATENT



RANGE OF COLLETS AND COLLET ADAPTOR RINGS.

COLLET No 1	COLLET No 2	COLLET No 3
PART No RANGE	PART No RANGE	PART No RANGE
36A-R8 3.06 - 3.25	38A-R8 4.56 - 4.75	40A-R8 6.06 - 6.25
36B-R8 3.25 - 3.43	38B-R8 4.75 - 4.93	40B-R8 6.25 - 6.43
36C-R8 3.43 - 3.62	38C-R8 4.93 - 5.12	40C-R8 6.43 - 6.62
36D-R8 3.62 - 3.81	38D-R8 5.12 - 5.31	40D-R8 6.62 - 6.81
36E-R8 3.81 - 4.0	38E-R8 5.31 - 5.50	40E-R8 6.81 - 7.0
36F-R8 4.0 - 4.18	38F-R8 5.50 - 5.68	40F-R8 7.0 - 7.18
36G-R8 4.18 - 4.37	38G-R8 5.68 - 5.87	40G-R8 7.18 - 7.37
36H-R8 4.37 - 4.56	38H-R8 5.87 - 6.06	40H-R8 7.37 - 7.56
36I-R8 4.56 - 4.75	38I-R8 6.06 - 6.25	40I-R8 7.56 - 7.75

PARTS LIST - STOCK PARTS

ITEM	DESCRIPTION	PART No	ITEM	DESCRIPTION	PART No
A	ANGULAR CONTACT BEARING	LS2012 AC	2	INTERNAL CIRCLIP	80 M M
B	TAPER ROLLER BEARING	23250X 23101X	2	EXTERNAL CIRCLIP	17 M M
C	NEEDLE CAGE	K72 X 80 X 20 F	4	OTHER	1/4 DIA
D	NEEDLE BEARING	DH11 1716	6	T GREASE NIPPLE	3
E	OIL SEAL	W36223750 RA	1	U BALL BEARING	3/8 DIA
F	OIL SEAL	W56342650	1	V KEY	17
G	OIL SEAL	W15007537 RA	1	W KEY	10A
H	O RING	B5235 RA312	1	X KEY	12A
J	LOCKNUT	TAN 19	1	V KEY	13A
K	LOCK WASHER	TN 119	1	Z MOTOR GEAR KEY	14A
L	HANDLE BALL	281 BLACK	4	IA KEY	15A
M	HANDLE BALL	281 RED	4	2A KEY	16A
N	HANDLE	142	1	3A KEY	17A
P	FOOT BUTION	290-30	3	4A	18A